

## LANmark-OF UC PE

LANmark-OF UC 6x Singlemode 9/125 OS2 PE Black

Nexans ref.: N164.182

UC optical fibre cables

- Outdoor in ducts or direct burial
- Corrugated steel tape armour
- Available in all fibres grades
- Provides full rodent protection

### Description

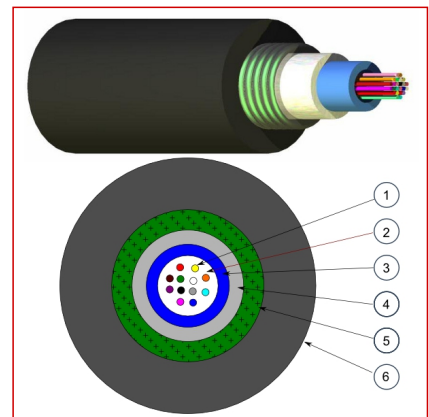
#### Description and Application

The construction is suitable for use outdoor in ducts and for direct burial. It consists of a corrugated steel tape armouring providing full rodent protection. It is surrounded by glass yarns. The cable has a HDPE outer jacket. The loose tube design has a capacity of up to 24 fibres. Diameter of the fibres is 250  $\mu\text{m}$ . Termination of these fibres is done with splicing of pigtails. The cable is watertight due to the gel in the loose tube and the watertight glass yarns.

#### Construction

Legend accompanying the cross section drawing:

1. Optical fibres (250  $\mu\text{m}$ )
2. Gel
3. Loose tube
4. Reinforced watertight glass yarns
5. Corrugated steel tape armour
6. PE outer jacket with UV resistant additive



**LANmark-OF**

#### Standards

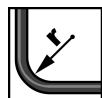
International ISO/IEC 11801

#### Characteristics

- Outdoor cable for installation in a duct or direct burial
- Designed for termination by splicing
- Central loose tube design
- Corrugated steel protection
- Waterproof structure, rodent resistant and UV-resistant
- Available in all fibre grades
- Available from 4-24 fibres



Mechanical resistance to impacts  
100 impacts of 3 N.m



static bending rad.  
140 mm



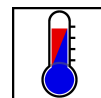
Storage temperature, range  
-30 .. 60 °C



Operating temp. range  
-20 .. 60 °C



Min. dynamic operating bending rad.  
200.0 mm



Ambient installation T°C range  
0 .. 40 °C

## LANmark-OF UC PE

LANmark-OF UC 6x Singlemode 9/125 OS2 PE Black

Nexans ref.: N164.182

### Characteristics

<b>Construction characteristics</b>	
Fiber optic type	SM (G.652D)
<b>Dimensional characteristics</b>	
Number of optical fibres	6
Nominal outer diameter	9.5 mm
Approximate weight	100 kg/km
<b>Mechanical characteristics</b>	
Mechanical resistance to impacts	100 impacts of 3 N.m
Crush resistance (IEC 60794-1-E3)	300 N/cm
Maximum operating pulling force	450 N
Maximum pulling force (IEC 60794-1-2-E1)	1500 N
<b>Usage characteristics</b>	
Minimum static operating bending radius	140 mm
Storage temperature, range	-30 .. 60 °C
Operating temperature, range	-20 .. 60 °C
Minimum dynamic operating bending radius	200.0 mm
Ambient installation temperature, range	0 .. 40 °C